



TAPESTRY
ONLINE LEARNING JOURNAL



St Peters Primary school

A BASIC OUTLINE

What is Tapestry?

Tapestry is an on-line system which allows us to create an individual Learning journey for every child in Reception. We can add comments, notes, photographs and videos of your child and then link these to

the Early Years Curriculum and the Characteristics of Effective Learning. It can be accessed via the internet or downloaded as an app from Itunes.



HOW DO WE USE TAPSTRY?

In Reception(Mulberry Class), we are constantly observing and assessing the children and we take photographs and videos as evidence of the children's experiences and achievements.

We use Tapestry to keep all of these observations in one place that is accessible to each member of staff in the Reception environment. This helps us to monitor your child's progress in all the areas of learning.

Advantages of using Tapestry

- ★ Tapestry tools allow us to monitor the coverage of all areas of the curriculum and highlights areas that need further development.
- ★ Tapestry allows us to keep video evidence of the children which is a powerful assessment tool, particularly with regards to Communication and Language and role play.
- ★ Tapestry has the facility to email parents whenever a new observation is added to their child's Learning Journey to keep you up-to-date with what your child has been learning about in school. (Great way to start the "What did you do at school today?" conversation and might mean you get a better response than "nothing"!!)
- ★ Parents have access 24/7 to their child's Learning Journey and can comment on the observations added by school staff.
- ★ Parents can add their own observations to share progress and milestones achieved at home.

Your contributions

We would love you to comment on your children's Learning Journey and are confident that you will really enjoy having regular updates on your child's experiences in school.

It would be fantastic if you could add your own observations of your child when you notice them doing wonderful things at home.

However, this does come with the responsibility of using the system securely.

Safe Usage

★ No information from Tapestry can be shared with other people or published in any way.

★ This means that photographs or videos from Tapestry cannot be posted on a social networking site or displayed in a public place.

★ Anybody found to be misusing Tapestry or adding inappropriate comments will have their parent account withdrawn.

SOME EXAMPLES



Tilly made a monkey in the workshop area! She cut all the pieces out that she needed and glued them all together!! She then went to add to it by making a tree for him to hold!

Assessments

- **Expressive Arts and Design** → Exploring and using media and materials → 40-60 months
 - Constructs with a purpose in mind, using a variety of resources.
 - Uses simple tools and techniques competently and appropriately.
 - Selects appropriate resources and adapts work where necessary.
 - Selects tools and techniques needed to shape, assemble and join materials they are using.



TAPESTRY
ONLINE LEARNING
JOURNAL

Drawing of myself!



Jamie drew a picture of himself on the pavement with felt tips. He used a grey felt tip for the clouds and an orange felt tip for the sun.

Assessments

• Literacy → Writing → 40-60 months

- Gives meaning to marks they make as they draw, write and paint.



Thea Melvin

Obs by Joanne Melvin 07 Feb 2015 05:01 PM



Bingo



We played bingo to help thea's number recognition. By hearing the numbers '5 and 7, 57' and looking at number on the ball she was able to identify the numbers on her card with minimal help. By the end of the game she was able to recognise 46 and name it correctly which is an improvement


Getting onto Tapestry

You will receive an e-mail that looks like this:

Tapestry 🔍 Rosemary

🏠 📎 ⚙️ 🗑️ Move to Inbox 📧 More 12 of 21 <

👤 **Tapestry** <noreply@eyli.org>
to me ⌵ Sep 22 ☆ ↶ ⌵



TAPESTRY
ONLINE LEARNING JOURNAL

Tapestry Account Activation

Hello Rosie,

You have received this email because a **Tapestry** account has been created for you at Little Gates for Little People.

IMPORTANT!
If you did not request this account, please ignore this email.

Instructions
We require that you activate your account by creating a password. Simply click on the link below and complete the rest of the form.

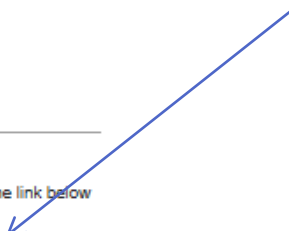
<https://eyli.org/passreset/BBF6-875F-58D3-EF85-8C43-5A00/>
This link will expire at 11:22 on 29 Sep 2015 (BST).

(Some email client users may need to copy and paste the link into your web browser).

Is this not working?
If you cannot activate your account, please contact your setting manager to rectify the problem.

Please do not reply to this email

Click on this link!



Passwords and Pin Codes

Make your own password and pin code up, make sure you will remember it!



Account Activation

Activating account for rosieandillie21@gmail.com at Belton Lane Primary School

Please enter your new password

Password

Confirm Password

PIN

 [Activate Account](#)



Account activated

You will then see a message to tell you that your account has been activated followed by this screen:

Type in your email address and password and your child's account will come up! Pin codes can be used on handheld devices.




The image shows a login screen for Tapestry, an online learning journal. The screen is white with a blue border. At the top center is the Tapestry logo, which consists of a colorful grid of lines. To the right of the logo is the word "TAPESTRY" in a large, grey, sans-serif font, and below it is the text "ONLINE LEARNING JOURNAL" in a smaller, grey, sans-serif font. Below the logo and text is the heading "Tapestry Log In" in a black, italicized font. Underneath the heading are two input fields: "Email" and "Password". Below the "Password" field is a checkbox labeled "Remember me on this computer" and a link that says "Forgotten your password?". At the bottom center is a dark blue button with the text "Sign In" in white.

What can Tapestry be used on?

Tapestry can be used on iPhone, Androids, IOS phones, laptops and computers.

What should I put on Tapestry?

Experiences that you have shared together that may connect to learning in school, achievements like swimming or gymnastics award, writing, counting, colouring, painting almost everything is helpful!



Notes

on Sunday we went to Belton house, Lillie did lots of leaf hunting like at pre-school. She also balanced her balance bike around the whole of the lake!

What should I comment on Tapestry?

Tell us if they have been doing anything similar at home or mentioned their learning. Especially add comments if you are surprised they have achieved something you were unaware that they could do.



Notes

Little enjoys looking through the magnifying glass, investigating the pine cones and insects.

Assessments

Communication and Language · Speaking · 30-50 months

DEVELOPING

How do I add comments and home observations?

Every time you go onto an observation there is an option to add a comment on the bottom (a lot like Facebook).

To add an observation simple click onto 'add observation'. There are leaflets at the back to support you if you are using an IOS phone, android or the Web - please help yourself.



Main messages

- Make sure you've signed up!
- Contribute to their entries
- Talk to your child about what you have seen on tapestry
- Add your own!



Any questions? If you find any problems later on please ask to speak to Mrs Raz or Miss Smith at the beginning or the end of the day or contact Mrs Osborne ICT Co-ordinator.